



NORITE S3S TRAINER BOOT

PRODUCT CODE: OFW.1089

PRODUCT DESCRIPTION

Modern and stylish, this trainer boot has been developed with working environments in mind. Features an antibacterial memory foam insole.

FUNDAMENTALS



MIDSOLE

Kevlar Advance: PRIMATEX



TOECAP

Composite toecap
cod.PS239



SOLE

Urban PU/PU

CONFORMS TO



EN ISO 20345:2022+A1:2024 S3S FO SR
Issue Date: 12 June 2025

SR
RATED

Slip Resistance (5.3.5.4) Ceramic tile with Sodium Lauryl Sulphate Steel with glycerol

COMPONENTS

UPPER:

NYLON PUTEK WW FF + NONWOVEN FABRIC Cod. 6290

UPPER LINING:

NON-WOVEN FABRIC COD. 11

LOWER LINING:

Fabric with expanded polymeric material COD. 1609

REMOVABLE INSOCK:

FUSSBETT TOP BASIC COD. 42

PENETRATION-RESISTANT INSERT:

FLEX TEXTILE PLATE COD. 2171

SIZE

Available in sizes:
3-12 (36-47)

WEIGHT

0.75kg



MADE IN
ITALY

PRODUCT BENEFITS



Water-resistant



Heel energy absorption



Anti-static



Metal free



Breathable



Cleated grip

SIZE GUIDE

EURO:	34	35	36	37	38	39	41	42	43	44	46	47	48	49	50
UK:	1	2	3	4	5	6	7	8	9	10	11	12	13	14	15



THE ULTIMATE GUIDE TO BREAKING
IN AND MAINTAINING YOUR SAFETY
BOOTS

ROKWEAR®

GET IN TOUCH WITH US

Call: +44 (0) 330 441 3500

E-mail: uksales@rokwear.com

CERTIFICATION BODY

This safety footwear meets the requirements of the safety footwear standard EN ISO 20345:2022+A1 2024 and complies with the European regulation PPE 2016/425 and is certified and assessed by:

A.N.C.I. SERVIZI SRL, operational headquarters CIMAC, via Aguzzafame 60/B, 27029 Vigevano (PV), Italy No0465



Country of origin: ITALY | Commodity code: 6404199000

PRODUCT TECHNOLOGY

PUTEK® HYPERTEX: is an ultra-durable fabric engineered for extreme performance in safety footwear. It offers unparalleled abrasion resistance—exceeding 1 million cycles in lab tests—making it over 8 times more resistant than traditional high-strength fabrics like Cordura® 1000. Lightweight, waterproof, breathable, and flexible, PUTEK® HYPERTEX sets a new benchmark for protection and comfort in demanding work environments.



URBAN Sole: Dual-Density Polyurethane Sole with lightweight performance enhancing comfort, featuring the Effusio Polyurethane insole with SRC and SR certification. Made of two layers of PU with different densities, it is antistatic, absorbs impacts well, and offers good comfort.

OFW.1089

S RATINGS

In addition, there are the following short codes for commonly used combinations of optional categories of protection:



Class	Protective toecap	Mandatory slip resistance	Full enclosed heel	A - Electrical resistance	E - Energy absorption under the heel	Puncture protection			WPA - Water penetration & absorption of upper	Cleated outsole	WR - Whole shoe water-resistant
						P - Metal insert	PL - Non-metal insert 4.5mm test nail	PS - Non-metal insert 3.0mm test nail			
SB	✓	✓									
S1	✓	✓	✓	✓	✓						
S1P	✓	✓	✓	✓	✓	✓					
S1PL	✓	✓	✓	✓	✓		✓				
S1PS	✓	✓	✓	✓	✓			✓			
S2	✓	✓	✓	✓	✓				✓		
S3	✓	✓	✓	✓	✓	✓			✓	✓	
S3L	✓	✓	✓	✓	✓		✓		✓	✓	
S3S	✓	✓	✓	✓	✓			✓	✓	✓	
S4	✓	✓	✓	✓	✓						
S5	✓	✓	✓	✓	✓	✓				✓	
S5L	✓	✓	✓	✓	✓		✓			✓	
S5S	✓	✓	✓	✓	✓			✓		✓	
S6	✓	✓	✓	✓	✓				✓		✓
S7	✓	✓	✓	✓	✓	✓			✓	✓	✓
S7L	✓	✓	✓	✓	✓		✓		✓	✓	✓
S7S	✓	✓	✓	✓	✓			✓	✓	✓	✓



THE ULTIMATE GUIDE TO BREAKING IN AND MAINTAINING YOUR SAFETY BOOTS

EXPLANATION OF MARKING CODES USED TO DEFINE LEVEL OF PROTECTION PROVIDED

EN ISO 20345:2011 – SB Toe protection tested with 200J impact and 15kN compression force

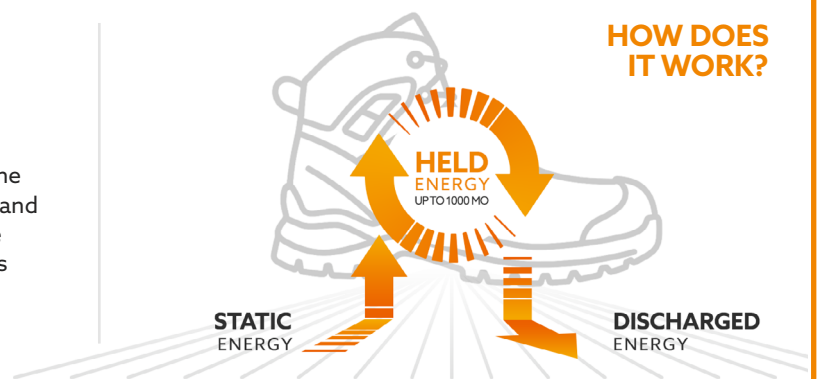
HRO	Heat resistant outsole compound tested at 300C
P	Penetration resistant outsole tested at 1100N
A	Electrical resistance between foot and ground of between 0.1 and 1000 Mega Ohms
C	Electrical resistance between foot and ground of less than 0.1 Mega Ohms
CI	Insulation against cold
HI	Insulation against heat
E	Energy absorption of the seat region tested at 20 joules
WRU	Water resistant upper leather
I	Insulating footwear
WR	Water resistant footwear
M	Metatarsal protection 100J impact energy
FO	Resistance to fuel oil
SC	Scuff cap with abrasion resistance
WPA	Water penetration and absorption

ANTISTATIC FOOTWEAR


Antistatic footwear should be worn in environments where it's important to reduce the build-up of static electricity—particularly where sparks could ignite flammable materials or vapours. However, it's important to note that antistatic shoes are not designed to protect against electric shock; they only provide limited electrical resistance between the wearer and the ground.

Safety footwear classified as **S1**, **S1P**, or **S3** are always at least antistatic.

This means it helps prevent static electricity from accumulating in your body. Once a certain level of static charge is reached, these shoes safely discharge it into the ground. Antistatic shoes have a resistance between **0.1** and **1000 MegaOhms**, which allows them to safely dissipate electrical energy and reduce the risk of accidental sparks that could ignite fires in hazardous environments with flammable gases, fuels, or solvents.



However, the effectiveness of antistatic footwear can change due to wear and tear, contamination, or moisture. If the footwear becomes wet, especially after long use, it may no longer function properly and could even become conductive. Therefore, it's essential to regularly test the electrical resistance of the footwear, ideally through an in-house testing procedure, to ensure continued protection throughout its life.



THE ULTIMATE GUIDE TO BREAKING IN AND MAINTAINING YOUR SAFETY BOOTS

ROKWEAR®

GET IN TOUCH WITH US

Call: +44 (0) 330 441 3500

E-mail: uksales@rokwear.com

BREAKING IN YOUR SAFETY FOOTWEAR

Breaking in new safety boots can be a crucial step in ensuring they fit comfortably and provide adequate protection. Here are some tips to make the process smoother.



Wear them around the house



Gradually increase wear time



Flex & stretch to soften material



Find comfort solutions to problem areas



Don't rush the process

ALLOW A 2 WEEK BREAKING IN PERIOD



REPAIR

If the footwear becomes damaged, it will NOT provide optimum level protection, and therefore should be replaced as soon as possible. Never knowingly wear damaged footwear while carrying risk related activity. If in doubt about the level of damage consult your supplier before using the footwear.



CLEANING

Clean your footwear regularly using high quality cleaning treatments recommended as suitable for the purpose NEVER use caustic or corrosive cleaning agents.



FITTING & SIZING

To put on and take off products, always fully undo the fastening systems. Only wear footwear of a suitable size. Products which are either too loose or too tight will restrict movement and will not provide the optimum level of protection. The sizes of these products are marked on them.



STORAGE AND TRANSPORT

When not in use, store the footwear in a well-ventilated area away from extremes of temperature. Never store the footwear underneath heavy items or in contact with sharp objects. If the footwear is wet, allow it to dry slowly and naturally away from direct heat sources before placing it into storage. Use suitable protective packaging to transport the footwear, e.g. the original container.



COMPATIBILITY

To optimise protection, in some instances it may be necessary to use this footwear with additional PPE such as protective trousers or over gaiters. In this case, before carrying out the risk-related activity, consult your supplier to ensure that all your protective products are compatible and suitable for your application.



WARNING

The footwear must not be worn without hose.




INSOLES

The footwear is supplied with a removable insole which was in place during testing. The insole should remain in place whilst the footwear is in use. It should only be replaced by a comparable insole supplied by the original manufacturer.



WEAR LIFE

The exact life of the product will greatly depend on how and where it is worn and cared for. It is therefore very important that you carefully examine the footwear before use and replace as soon as it appears to be unfit for wear. Careful attention should be paid to the condition of the upper stitching, wear in the outsole tread pattern and the condition of the upper/outsole bond.



THE ULTIMATE GUIDE TO BREAKING IN AND MAINTAINING YOUR SAFETY BOOTS

ROKWEAR[®]

GET IN TOUCH WITH US

Call: +44 (0) 330 441 3500

E-mail: uksales@rokwear.com