



GRAINSTONE NUBUCK S3L BOOT

PRODUCT CODE: OFW.1146

PRODUCT DESCRIPTION

The Grainstone provides excellent overall protection whether it's the well padded ankle or honeycomb insole this boot has been designed with the wearer in mind.

FUNDAMENTALS



MIDSOLE
Penetration Resistant Insert



TOECAP
896 Composite



SOLE
2037 EVA + Rubber

CONFORMS TO



EN ISO 20345:2022+A1:2024 S3L FO SR
Issue Date: 14 March 2025

SR
RATED

Slip resistance on ceramic tile floor with NaLS (without symbol)

COMPONENTS

UPPER:

Honey FG Nubuck

UPPER LINING:

Grey polyester mesh

LOWER LINING:

Grey microfibre polyester

REMOVABLE INSOCK:

Orange polyester mesh fabric with EVA

PENERTRATION-RESISTANT INSERT:

White/Black Textile penetration resistant insert

SIZE

Available in sizes:
6-12 (39-47)

WEIGHT

0.75kg

PRODUCT BENEFITS



Water-resistant



Metal free



Anti-static



Cleated grip



Heel energy absorption

SIZE GUIDE

EURO:	34	35	36	37	38	39	41	42	43	44	46	47	48	49	50
UK:	1	2	3	4	5	6	7	8	9	10	11	12	13	14	15



THE ULTIMATE GUIDE TO BREAKING
IN AND MAINTAINING YOUR SAFETY
BOOTS

ROKWEAR®

GET IN TOUCH WITH US

Call: +44 (0) 330 441 3500

E-mail: uksales@rokwear.com

CERTIFICATION BODY

This safety footwear meets the requirements of the safety footwear standard EN ISO 20345:2022+A1 2024 and complies with the European regulation PPE 2016/425 and is certified and assessed by:

A.N.C.I. SERVIZI SRL, operational headquarters CIMAC, via Aguzzafame 60/B, 27029 Vigevano (PV), Italy No0465

Country of origin: INDIA | Commodity code: 6403999390

PRODUCT TECHNOLOGY

EVA and Gel Honeycomb insole: The EVA and Gel Honeycomb insole combines lightweight cushioning with targeted shock absorption. EVA foam reduces fatigue, while the gel honeycomb design disperses pressure and enhances breathability, keeping feet comfortable, cool, and supported all day.

Honey nubuck cow leather upper: the upper combines natural strength with a soft, supple finish for long-lasting durability and comfort. Its textured surface offers excellent resistance to wear while maintaining flexibility, giving the boot a rugged yet refined look that performs in tough environments.

OFW.1146



S RATINGS

In addition, there are the following short codes for commonly used combinations of optional categories of protection:

Class	Protective toecap	Mandatory slip resistance	Full enclosed heel	A - Electrical resistance	E - Energy absorption under the heel	Puncture protection			WPA - Water penetration & absorption of upper	Cleared outsole	WR - Whole shoe water-resistant
						P - Metal insert	PL - Non-metal insert 4.5mm test nail	PS - Non-metal insert 3.0mm test nail			
SB	✓	✓									
S1	✓	✓	✓	✓	✓						
S1P	✓	✓	✓	✓	✓	✓					
S1PL	✓	✓	✓	✓	✓		✓				
S1PS	✓	✓	✓	✓	✓			✓			
S2	✓	✓	✓	✓	✓				✓		
S3	✓	✓	✓	✓	✓	✓			✓	✓	
S3L	✓	✓	✓	✓	✓		✓		✓	✓	
S3S	✓	✓	✓	✓	✓			✓	✓	✓	
S4	✓	✓	✓	✓	✓						
S5	✓	✓	✓	✓	✓	✓				✓	
S5L	✓	✓	✓	✓	✓		✓			✓	
S5S	✓	✓	✓	✓	✓			✓		✓	
S6	✓	✓	✓	✓	✓				✓		✓
S7	✓	✓	✓	✓	✓	✓			✓	✓	✓
S7L	✓	✓	✓	✓	✓		✓		✓	✓	✓
S7S	✓	✓	✓	✓	✓			✓	✓	✓	✓



THE ULTIMATE GUIDE TO BREAKING IN AND MAINTAINING YOUR SAFETY BOOTS

EXPLANATION OF MARKING CODES USED TO DEFINE LEVEL OF PROTECTION PROVIDED

EN ISO 20345:2011 – SB Toe protection tested with 200J impact and 15kN compression force

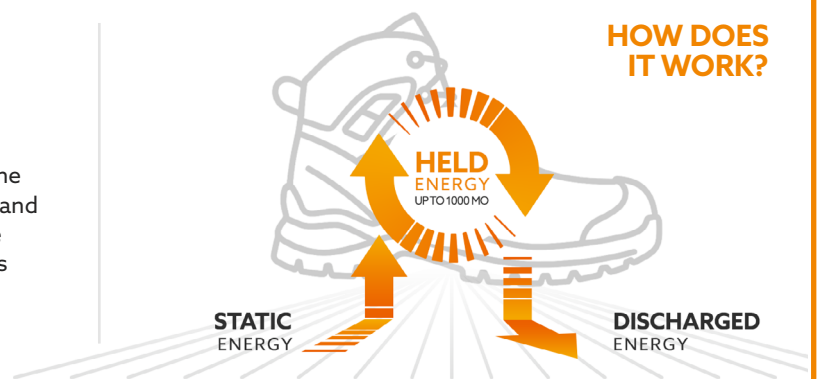
HRO	Heat resistant outsole compound tested at 300C
P	Penetration resistant outsole tested at 1100N
A	Electrical resistance between foot and ground of between 0.1 and 1000 Mega Ohms
C	Electrical resistance between foot and ground of less than 0.1 Mega Ohms
CI	Insulation against cold
HI	Insulation against heat
E	Energy absorption of the seat region tested at 20 joules
WRU	Water resistant upper leather
I	Insulating footwear
WR	Water resistant footwear
M	Metatarsal protection 100J impact energy
FO	Resistance to fuel oil
SC	Scuff cap with abrasion resistance
WPA	Water penetration and absorption

ANTISTATIC FOOTWEAR

Antistatic footwear should be worn in environments where it's important to reduce the build-up of static electricity—particularly where sparks could ignite flammable materials or vapours. However, it's important to note that antistatic shoes are not designed to protect against electric shock; they only provide limited electrical resistance between the wearer and the ground.

Safety footwear classified as **S1**, **S1P**, or **S3** are always at least antistatic.

This means it helps prevent static electricity from accumulating in your body. Once a certain level of static charge is reached, these shoes safely discharge it into the ground. Antistatic shoes have a resistance between **0.1** and **1000 MegaOhms**, which allows them to safely dissipate electrical energy and reduce the risk of accidental sparks that could ignite fires in hazardous environments with flammable gases, fuels, or solvents.



However, the effectiveness of antistatic footwear can change due to wear and tear, contamination, or moisture. If the footwear becomes wet, especially after long use, it may no longer function properly and could even become conductive. Therefore, it's essential to regularly test the electrical resistance of the footwear, ideally through an in-house testing procedure, to ensure continued protection throughout its life.



THE ULTIMATE GUIDE TO BREAKING IN AND MAINTAINING YOUR SAFETY BOOTS

ROKWEAR®

GET IN TOUCH WITH US

Call: +44 (0) 330 441 3500

E-mail: uksales@rokwear.com

BREAKING IN YOUR SAFETY FOOTWEAR

Breaking in new safety boots can be a crucial step in ensuring they fit comfortably and provide adequate protection. Here are some tips to make the process smoother.



Wear them around the house



Gradually increase wear time



Flex & stretch to soften material



Find comfort solutions to problem areas



Don't rush the process

ALLOW A 2 WEEK BREAKING IN PERIOD



REPAIR

If the footwear becomes damaged, it will NOT provide optimum level protection, and therefore should be replaced as soon as possible. Never knowingly wear damaged footwear while carrying risk related activity. If in doubt about the level of damage consult your supplier before using the footwear.



CLEANING

Clean your footwear regularly using high quality cleaning treatments recommended as suitable for the purpose NEVER use caustic or corrosive cleaning agents.



FITTING & SIZING

To put on and take off products, always fully undo the fastening systems. Only wear footwear of a suitable size. Products which are either too loose or too tight will restrict movement and will not provide the optimum level of protection. The sizes of these products are marked on them.



STORAGE AND TRANSPORT

When not in use, store the footwear in a well-ventilated area away from extremes of temperature. Never store the footwear underneath heavy items or in contact with sharp objects. If the footwear is wet, allow it to dry slowly and naturally away from direct heat sources before placing it into storage. Use suitable protective packaging to transport the footwear, e.g. the original container.



COMPATIBILITY

To optimise protection, in some instances it may be necessary to use this footwear with additional PPE such as protective trousers or over gaiters. In this case, before carrying out the risk-related activity, consult your supplier to ensure that all your protective products are compatible and suitable for your application.



WARNING

The footwear must not be worn without hose.




INSOLES

The footwear is supplied with a removable insole which was in place during testing. The insole should remain in place whilst the footwear is in use. It should only be replaced by a comparable insole supplied by the original manufacturer.



WEAR LIFE

The exact life of the product will greatly depend on how and where it is worn and cared for. It is therefore very important that you carefully examine the footwear before use and replace as soon as it appears to be unfit for wear. Careful attention should be paid to the condition of the upper stitching, wear in the outsole tread pattern and the condition of the upper/outsole bond.



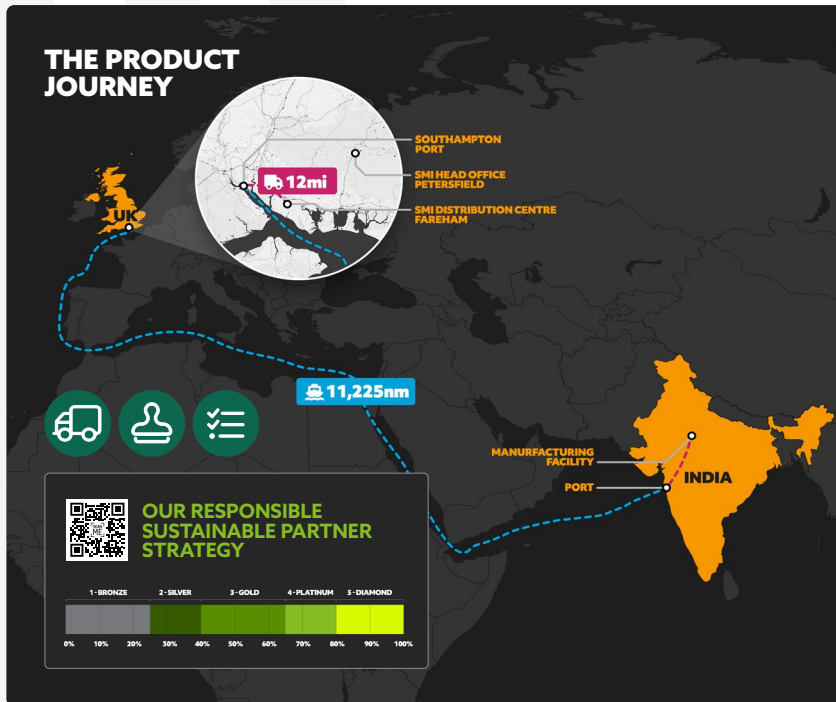
THE ULTIMATE GUIDE TO BREAKING IN AND MAINTAINING YOUR SAFETY BOOTS

ROKWEAR[®]

GET IN TOUCH WITH US

Call: +44 (0) 330 441 3500

E-mail: uksales@rokwear.com



OUR PARTNER'S COMMITMENTS

SMI has worked with this partner since 2020, and the manufacturer has over three decades of experience in footwear production.

Employs 270 people in total.

PRODUCT CARE

Caring for your footwear with environmentally responsible products helps extend its life while reducing environmental impact.

- Plant-Based Waterproofing Sprays**
Made from natural waxes or plant oils (such as beeswax alternatives or soybean oil) to create water-repellent protection without the use of PFAS or other harmful fluorochemicals.
- Natural Deodorising Sprays**
Formulated with ingredients like tea tree oil, baking soda, or activated charcoal to neutralise odours without synthetic fragrances or harsh chemicals.
- Biodegradable Cleaning Foams**
Gentle, phosphate-free foams derived from coconut or corn-based surfactants that clean effectively without polluting waterways.
- Non-Toxic Leather Conditioners**
Produced using plant oils (e.g., jojoba, almond) and natural beeswax alternatives to nourish and protect leather while avoiding petrochemical ingredients.
- Water-Based Stain Repellents**
Utilise waterborne polymer technology instead of solvent-based chemicals to provide safer, planet-friendly stain protection.

RECYCLING SCHEME

End of Life: What happens to safety footwear?
Safety footwear follows a two-route process to maximise reuse, recovery, and environmental benefit.

- 1. Reuse - Donating Serviceable Footwear**
Footwear in good, paired condition is donated to communities in Africa through charitable partners such as Oxfam and Cycle4Life, extending product life and supporting social impact initiatives.
- 2. Resource Recovery - Solid Recovered Fuel (SRF)**
Worn-out or unsuitable footwear is converted into SRF, an energy-from-waste solution that diverts material from landfill and reduces reliance on fossil fuels.

How SRF Works

Pre-Shredding Inspection
Footwear is checked for hazardous materials (e.g., steel toe caps), which are removed before processing.

Shredding
Footwear is mechanically shredded into small, uniform particles made up of rubber, leather, textiles, and composite materials.

Drying (If required)
Moisture content is reduced to ensure optimal calorific value.

Blending into SRF
Shredded footwear is combined with other non-recyclable materials (such as gloves or fabric offcuts) to produce a high-energy, low-emission fuel that replaces coal or gas.

Energy Recovery
SRF is used in energy-from-waste facilities, generating electricity and/or heat for local homes and businesses.

Emissions Control & Ash Handling
Filtration systems limit emissions, and the ash by-product is repurposed for use in construction or road-building applications.

- Environmental Benefits**
- Diverts non-recyclable footwear from landfill
 - Reduces dependence on fossil fuels
 - Supports renewable energy objectives
 - Minimises environmental impact through controlled processing

ORDER YOUR BOX TODAY

