



## HAND PROTECTION: CUT RESISTANT GLOVES

### FLEXIGRIP THERMAL LATEX GLOVE

PRODUCT CODE: OGL.2067

#### FUNDAMENTALS



**COATING**  
Latex



**LINER**  
7 gauge polyester



**TYPE**  
Thermal - cold

#### SIZE/LENGTHS

M/8-2XL/11 / 245-275mm

#### PACK SIZE

10

#### WEIGHT

0.11kg

#### COMMODITY CODE

6116108091

#### CASE QUANTITY

100

#### ENVIRONMENT

##### INDUSTRY TYPES:

Logistics  
Facilities Management  
Waste & Environmental  
Public Sector

##### CONDITIONS:

Dry, Wet, Cold

##### PRODUCT FAMILY:

FLEXIGRIP

#### PRODUCT DESCRIPTION

The premium quality latex coating provides a secure grip in both wet and dry conditions, while also offering good abrasion resistance. Featuring a 7-gauge thermal knitted liner. An elasticated knitted wrist ensures a secure and improved fit.

#### CONFORMS TO



EN ISO 21420:2020; EN 388:2016+A1:2018: 2242B  
EN 511:2006: X1X  
EN ISO 21420 Dexterity Level 5



Certificate: 2777/14651-02/E00-00  
Issue Date: 31 March 2025



#### LEVELS



**ABRASION:**  
500 cycles



**TEAR:**  
75N



**TDM:**  
5N



**CUT:**  
2.5 cycles



**PUNCTURE:**  
60N

#### SIZE GUIDE

	GLOVE SIZE:					
	6	7	8	9	10	11
<b>GLOVE LENGTH (MM)</b>	220	230	240	250	260	270
<b>PALM DIAMETER (MM)</b> , palm width below the knuckles	152	178	203	229	254	279
<b>HAND LENGTH (MM)</b> , distance between wrist and tip of middle finger	160	171	182	192	204	215



KEEPING GLOVES ON HANDS -  
COMBINING COMFORT AND  
CUT LEVELS

**STANDARDS**

The most updated standard includes two different cut resistance tests: the TDM-100 Test and the Coup Test. Besides cut resistance, the EN 388 standard also evaluates gloves for abrasion, tear, and puncture resistance, each indicated by a numeric rating. This comprehensive approach ensures that gloves are tested for multiple aspects of performance.



1. Abrasion resistance
2. Cut resistance, COUP test
3. Tearing strength
4. Puncture resistance
5. Cut resistance, TDM test ISO 13397
6. Impact protection

**SPECIAL FEATURES**

- ✓ **CRINKLE COATING FOR EXCELLENT TEAR RESISTANCE**
- ✓ **NAPPED LINER WITH FLEECY INNER FOR WARMTH**

**HOW EACH STAGE IS TESTED...**

**1. Abrasion resistance**



Material is subjected to abrasion with sandpaper under a determined pressure. Protection is indicated on a scale of 1 to 4 depending on the number of turns required until a hole appears. Highest performance level 4 = 8,000 cycles.

**2. Cut resistance, coup test**



A blade is passed over the liner until it cuts through. With a scale between 1 and 5, where 5 indicates the highest cut protection. An X, signals a failure. If the material blunts the knife during this test, ISO 13997 (TDM test) shall be performed instead.

**3. Tearing strength**



The force required to tear the glove material apart is measured. The protection level is indicated by a number between 1 and 4, where 4 indicates the strongest material.

**4. Puncture resistance**



Based on the amount of force required to puncture the material with a nail. Indicated by a number between 1 and 4, where 4 indicates the most puncture resistant material. (Highest performance level 4 = 150 Newtons).

**5. Cut resistance, TDM test ISO 13997**



Compared to the coup test, the blade travels a shorter distance, so blunting has less effect. These are graded A - F, F being the highest protection. If a letter is assigned, this method determines the protection level instead of the coup test (point 2).

**6. Impact protection**



If the glove has an impact protection, this information is given by the letter P as the 6th and last sign. If no P sign is present, this means that no impact protection is claimed.

**CERTIFICATION BODY**




Notified Body: SATRA Technology Europe Ltd, Bracetown Business Park, Clonee. Co. Meath D15 YN2P Ireland. Notified Body No. 2777




These garments comply with the requirements of PPE Regulation (EU) 2016/425 and PPE Regulation (EU) 2016/425 as retained in UK law and amended.

Following the UKCA Type-Examination this product group has been shown to satisfy the applicable essential health and safety requirements of the PPE Regulation (2016/425) as brought into UK law and amended as a Category II product.

**Country of origin: China**



**ROKWEAR.COM**



**KEEPING GLOVES ON HANDS - COMBINING COMFORT AND CUT LEVELS**

**ROKWEAR**<sup>®</sup>

**GET IN TOUCH WITH US**

Call: +44 (0) 330 441 3500

E-mail: [uksales@rokwear.com](mailto:uksales@rokwear.com)

**UNDERSTANDING COATINGS**

When it comes to choosing work gloves, selecting the right coating can make all the difference in safety, comfort and performance. Nitrile and latex coatings both offer unique benefits, making them suitable for a range of industries and tasks.

**LATEX**

Latex-coated gloves are a dependable and cost-effective PPE option. They perform exceptionally well in dry conditions, offering excellent grip and impressive durability. The thicker latex coating provides solid protection against abrasion and general wear and tear.

However, if you're working in wet environments or handling oil or chemicals, latex may not be the best choice. It doesn't perform well around moisture, and the thicker design can slightly reduce dexterity.

- Superior flexibility & dexterity
- Enhanced grip in wet conditions
- Cost effective & comfortable

**KEY INDUSTRIES:**

- Glass handling
- Assembly
- Metal handling
- Scaffolding
- Roofing



**NITRILE**

When you're working with oil, water, or in hot and sweaty environments, nitrile is your go-to material. It offers excellent grip, making it ideal for tasks like mechanical and engineering work.

While nitrile is typically more expensive than latex—especially the foam variety that provides superior grip—flat nitrile is a more affordable alternative, though it doesn't offer the same traction. Nitrile doesn't perform as well as latex in dry conditions, but its thicker coating makes it highly durable. That's why nitrile-coated gloves are a great choice for oily, dirty, and high-abrasion environments.

- Exceptional durability and chemical resistance
- Superior grip in oily conditions
- Hypoallergenic to prevent reaction

**KEY INDUSTRIES:**

- Oil and gas
- Rigging
- Engineering
- Wet handling



**PU**


Similar resistance to oil, water, and chemicals as nitrile, but with superior dexterity and flexibility—ideal when precision matters.

Cost-effective, polyurethane is naturally grippy and doesn't require additional treatments to enhance traction. Performs well in wet, oily, and chemical-exposed environments. Offers slightly less grip in dry conditions compared to latex, and their lightweight, flexible construction means they may not last as long as heavier-duty latex or nitrile options.

- Excellent abrasion & tear resistance
- Smooth coating for precision handling
- Lightweight & breathable for all-day comfort

**KEY INDUSTRIES:**

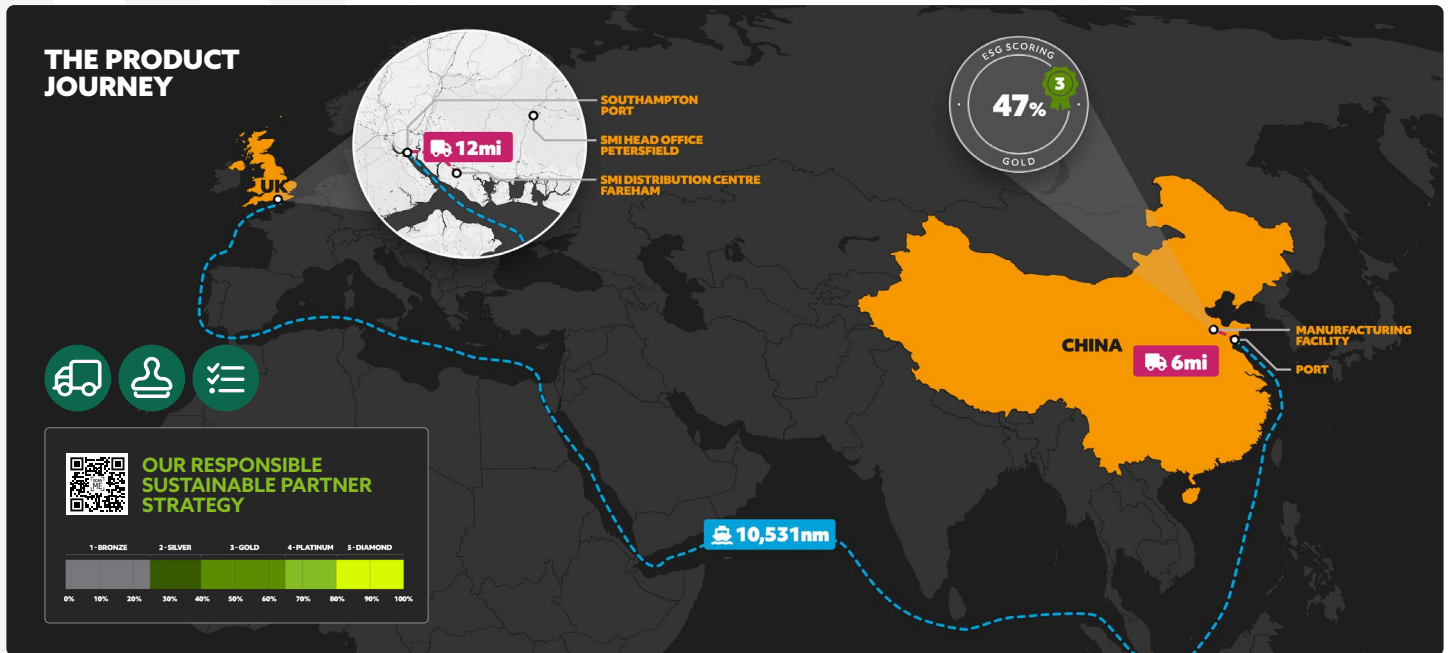
- Timber handling
- Mechanics
- Construction
- Warehousing



Quality	Latex Coated	Nitrile Coated	Polyurethane Coated
Grip (dry)	●●●	●●○	●○○
Grip (wet/oily)	●○○	●●●	●●○
Cost	●●○	●○○	●●●
Flexibility	●●○	●○○	●●●
Chemical Resistance	●○○	●●●	●○○
Water Resistance	●●○	●●●	●○○
Dry Handling	●●●	●●○	●●○
Durability	●●○	●●●	●○○
Oil Resistance	●○○	●●●	●○○



**KEEPING GLOVES ON HANDS -  
COMBINING COMFORT AND  
CUT LEVELS**



## OUR PARTNER'S COMMITMENTS

Our glove manufacturing partner operates with a foundation of ethical and responsible practices.

- Holds **ISO 9001** certification, reflecting a commitment to quality management.
- Current policies include a **Code of Conduct, Sourcing Policy, Management System, Anti-Bribery Policy, CSR Policy, and Equality & Diversity Policy.**
- Pays **living wages**, supported by a written statement outlining wage standards.
- Uses **FSC-certified materials**, though recycled content has not been disclosed.
- Provides **CTC test reports** for product verification.
- The factory currently has **no Health & Safety or Environmental policies or accreditations** - highlighting an opportunity for future sustainability development.

## WASH CARE

Caring for your gloves properly helps extend their life and minimise environmental impact.

- If gloves have coatings (e.g., nitrile, latex), avoid soaking or using harsh detergents.
- Machine wash cold or lukewarm (**up to 40°C**) on a gentle cycle.
- **Do not tumble dry** - air dry flat or hang to dry to prevent heat damage.
- Choose **biodegradable, phosphate-free detergents** that avoid harsh chemicals and microplastics.
- **Wash gloves inside out** to protect coatings and reduce microfibre shedding.

## RECYCLING SCHEME

**End of Life: What happens to our gloves?**

Used gloves are processed through a resource-recovery route to minimise waste and support renewable energy generation.

### Shredding Into SRF

Gloves are mechanically shredded and converted into Solid Recovered Fuel (SRF) – a high-energy alternative to coal or gas. SRF is used in energy-from-waste facilities, generating electricity and heat while diverting materials from landfill.

### Environmental Benefits

- Reduces landfill waste
- Supports renewable energy targets
- Lowers reliance on fossil fuels
- Offers a controlled, lower-impact recovery method

**ORDER YOUR BOX TODAY**



**ROKWEAR**<sup>®</sup>

**GET IN TOUCH WITH US**

Call: +44 (0) 330 441 3500

E-mail: [uksales@rokwear.com](mailto:uksales@rokwear.com)